

A guide to using PANDA



PANDA is our new Online Learning Platform. It has everything you need to know about virtual learning, for all year groups and all subjects – in one place!

Our online learning platform can be used if your child is self-isolating or if a class bubble must close.

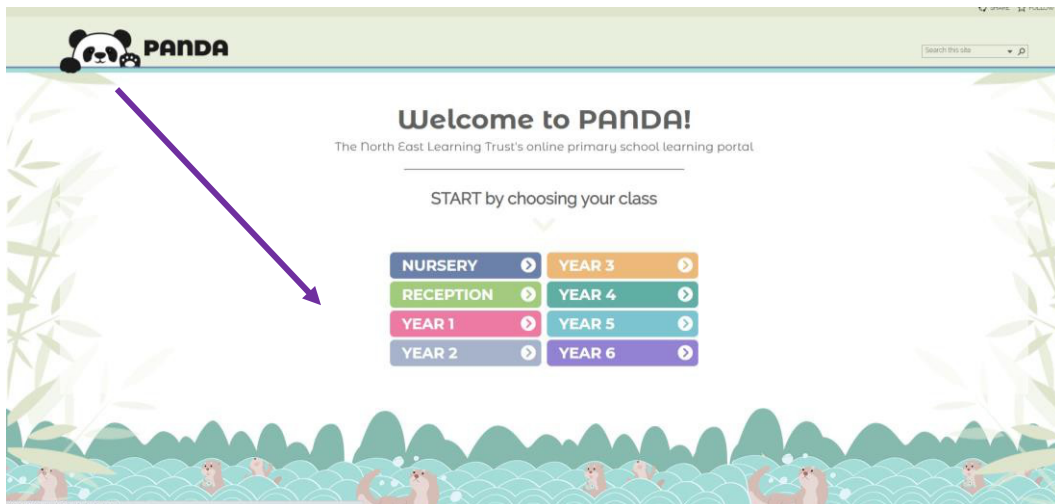
Each year group will be uploaded weekly to ensure the children have access to the same learning, regardless if they are at home or school.

***Please note this is work in progress and will be added to weekly.**

1. Please use the following link to access PANDA

<https://tinyurl.com/neltpanda>

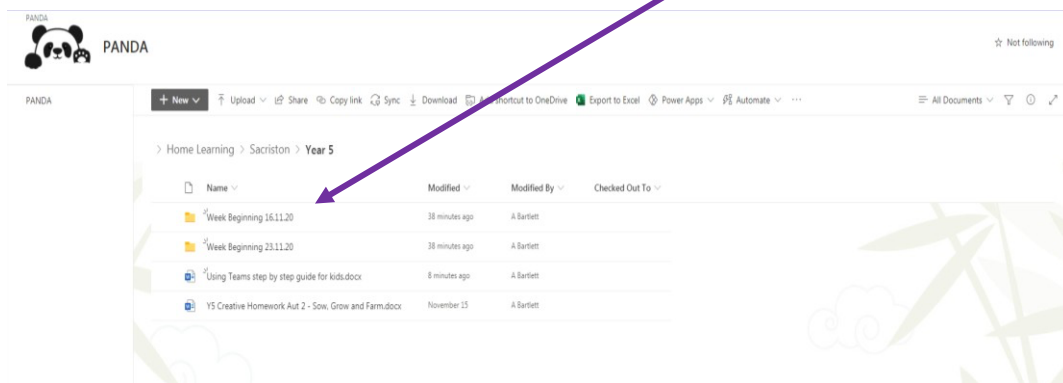
2. Click on your child's year group.



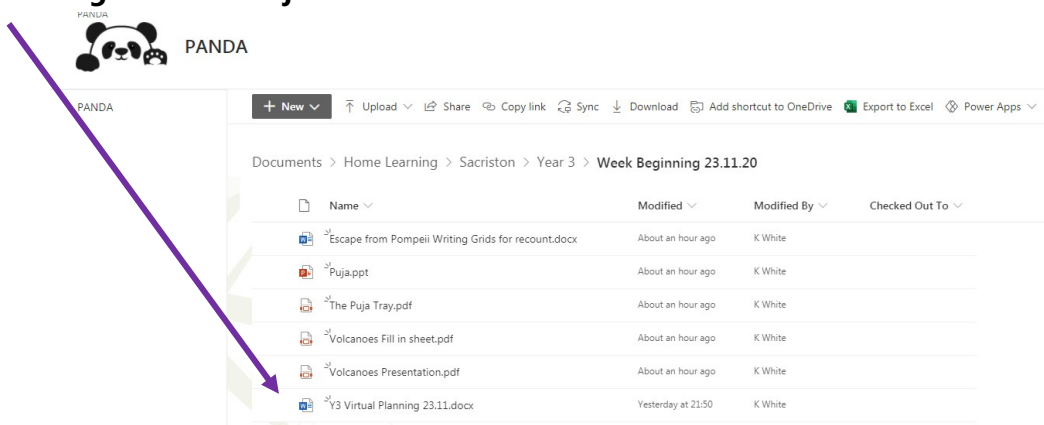
3. Click on Home Learning



4. Choose the folder for the week of learning you require.



5. All the resources you require for this week will be in this folder, including the teacher's planning for each subject.



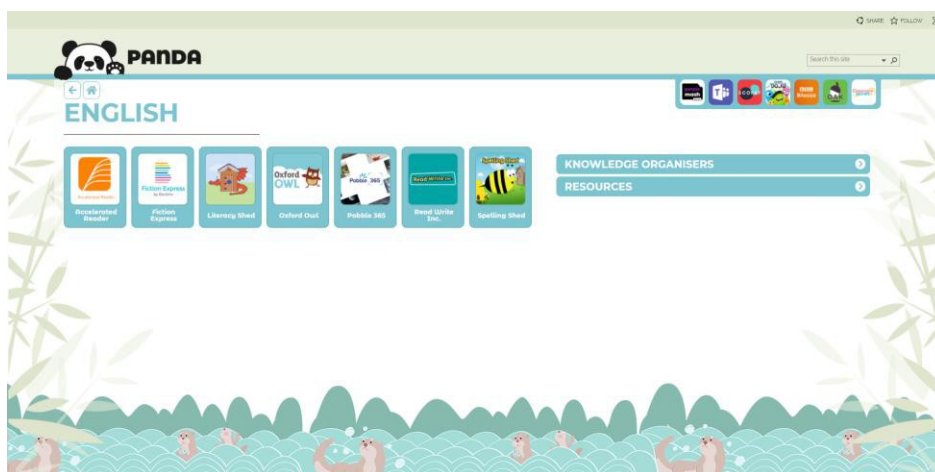
6. You will also notice on the year group page, in the top right corner, quick access to our most used apps.

- These include: Purple Mash, Teams, Scopay, Class Dojo, BBC Bitesize, Oak Academy and Classroom Secrets.
- The teacher's Virtual Planning may direct you to learning on these websites.



7. In the subject sections you can find the following:

- Subject specific apps – you may need your child's password details (sent home in Sept)
- Knowledge organisers – helpful hints for what your child is learning
- Resources – extra resources for learning or parent support



8. Completing work

- If a class bubble is isolating your child will be sent home with two exercise books for the following subjects: English / Topic and Maths
- Answers for self-marking will be provided by teaching staff in the event of a bubble closure.
- All completed work for self – isolation or bubble closure to be photographed (if possible) and added to your child's class dojo portfolio for teaching staff to give feedback.